

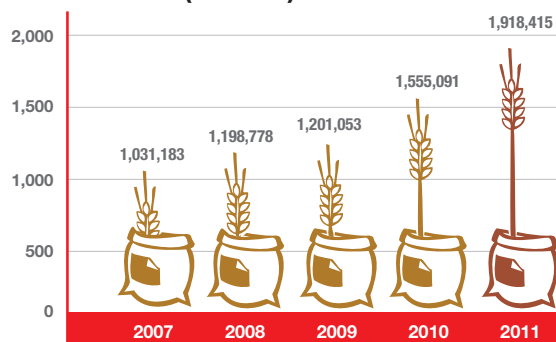
Group Financial Highlights

For the year ended 31 December 2011

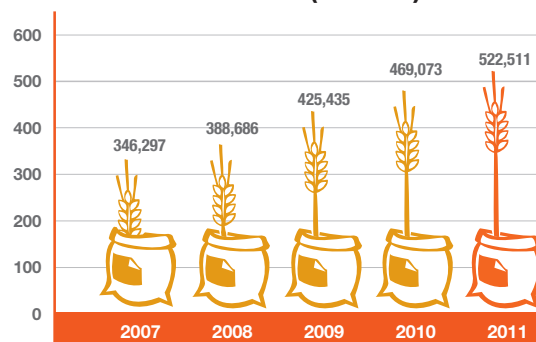
	2007 RM'000	2008 RM'000	2009 RM'000	2010 RM'000	2011 RM'000
Revenue	1,031,183	1,198,778	1,201,053	1,555,091	1,918,415
Profit before tax	63,985	80,715	92,034	127,893	103,611
Tax Expense	(10,676)	(18,804)	(19,753)	(27,567)	(11,413)
Profit for the year	53,309	61,911	72,281	100,326	92,198
Minority interests	(6,718)	(3,940)	(9,402)	(15,502)	(11,326)
Profit attributable to equity holders of the Company	46,591	57,971	62,879	84,824	80,872
Issued Share Capital (RM'000)	107,645	107,645	107,645	107,645	107,645
Shareholders' Fund (RM'000)	346,297	388,686	425,435	469,073	522,511
Net Assets per share (sen)	322	361	395	436	485
Earnings per share (sen)	43.54	53.85	58.41	78.80	75.13
Gross dividends (%) - taxable	20	20	20	26	* 62

* A Special Dividend of 62.0 sen per Subdivided MFM Share less 25% income tax has been declared as part of the Company's Corporate Proposals.

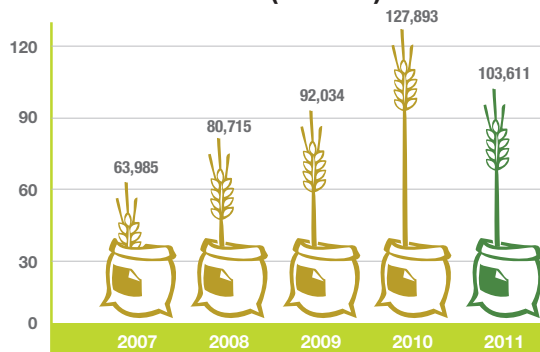
Revenue (RM'000)



Shareholders' Fund (RM'000)



Profit Before Tax (RM'000)



Earning Per Share (SEN)

