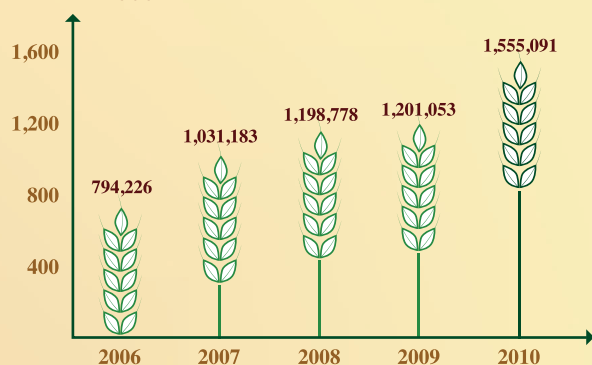


# Group Financial Highlights

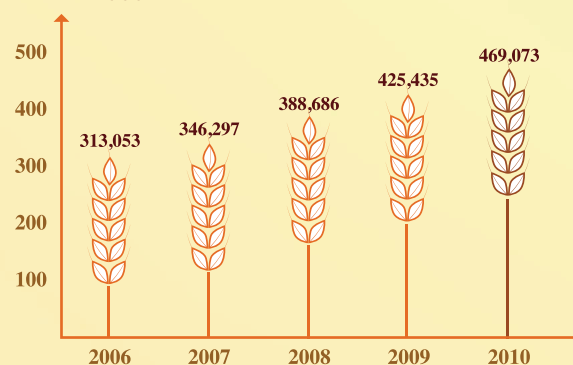
For the year ended 31 December 2010

	2006 RM'000	2007 RM'000	2008 RM'000	2009 RM'000	2010 RM'000
Revenue	794,226	1,031,183	1,198,778	1,201,053	<b>1,555,091</b>
Profit before tax	43,482	63,985	80,715	92,034	<b>127,893</b>
Tax expense	(10,606)	(10,676)	(18,804)	(19,753)	<b>(27,567)</b>
Profit for the year	32,876	53,309	61,911	72,281	<b>100,326</b>
Minority interests	(4,575)	(6,718)	(3,940)	(9,402)	<b>(15,502)</b>
Profit attributable to equity holders of the Company	28,301	46,591	57,971	62,879	<b>84,824</b>
Issued Share Capital (RM'000)	105,219	107,645	107,645	107,645	<b>107,645</b>
Shareholders' Fund (RM'000)	313,053	346,297	388,686	425,435	<b>469,073</b>
Net assets per share (sen)	298	322	361	395	<b>436</b>
Earnings per share (sen)	28.47	43.54	53.85	58.41	<b>78.80</b>
Gross dividends (%) - tax exempt	5	0	0	0	<b>0</b>
Gross dividends (%) - taxable	5	20	20	20	<b>26</b>

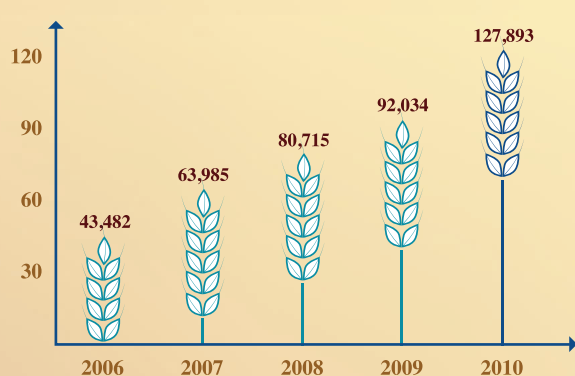
**Revenue**  
RM'000



**Shareholders' Fund**  
RM'000



**Profit Before Tax**  
RM'000



**Earnings Per Share**  
SEN

